

**Конспект открытого урока английского языка в 5классе по  
теме: “My Dream house”.**

**Учитель:** Прокопьева Ирина Ивановна

**Тема раздела:** “My Home is my Castle”.

**Тема урока:** “My Dream House.

**Класс:** 5а

**УМК:** «Spotlight 5» Ваулина Ю.Е., Эванс В., Дули Дж., Поспелова Н.Д.

**Тип урока:** изучение и первичное закрепление новых знаний.

**Формы организации познавательной деятельности обучающихся:** парная, индивидуальная, групповая.

**Цель урока:** обобщение грамматического навыка по употреблению структур *there is/ there are* на основе темы «Мой дом».

**Время реализации:** 40 мин.

**Учебно-методическое обеспечение**

*Учебно-программное:*

1. Примерная программа начального образования (Базовый уровень) Минобрнауки РФ по английскому языку;
2. Методические рекомендации по реализации примерной программы начального образования Минобрнауки РФ по английскому языку.

*Учебно-теоретическое:*

1. «Английский в фокусе» , учебник английского языка для 5 класса общеобразовательных учреждений Быкова Н., Дули Дж., Поспелова М., Эванс В., «Просвещение» 2013г.
2. Книга для учителя Быкова Н., Дули Дж., Поспелова М., Эванс В., «Просвещение» 2013г.

## **Задачи урока:**

### *Образовательные:*

- обобщить знания учащихся по теме "Дом, милый дом"; повторить: лексику по теме; оборот there is/ there are, предлоги места;
- познакомить с правилом употребления оборота there is / there are;
- формировать фонетические навыки.

### *Развивающие:*

- развить навыки аудирования иноязычной речи; активизировать навыки говорения;
- закрепить грамматические навыки;

### *Воспитательные:*

- воспитывать культуру общения и потребность в практическом использовании языка;
- осуществлять эстетическое воспитание и бережное отношение к дому как к месту жительства.

### *Развивающие:*

- способствовать развитию способности осуществлять продуктивные речевые действия (развитию умений и навыков диалогической и монологической речи, развитию аудитивных умений и навыков);
- способствовать развитию творческих способностей учащихся, стимулированию самостоятельности учащихся.

## **Планируемые результаты:**

### *Личностные:*

- осознание языка, в том числе иностранного, как основного средства общения между людьми;
- учебно-познавательный интерес к новому учебному материалу и способам решения новой задачи;

- осознание необходимости быть вежливыми, доброжелательными и внимательными по отношению к окружающим.

### *Метапредметные:*

#### 1. Регулятивные:

- самостоятельно определять цель учебной деятельности;
- самостоятельно организовывать деятельность в соответствии с учебной задачей;
- адекватно воспринимать оценку и отметку.

#### 2. Познавательные:

- добывать новые знания: извлекать информацию, представленную в разных формах (аудиотекст, текст, иллюстрация и др.);
- строить речевое высказывание в устной форме осознанно и произвольно.

#### 3. Коммуникативные:

- слушать других, уважительно относиться к позиции другого;
- читать вслух и про себя текст и при этом вести «диалог с автором» (искать ответы на вопрос, проверять себя);
- осуществлять взаимоконтроль и взаимопомощь по ходу выполнения задания;
- развитие коммуникативных способностей школьника, умения выбирать адекватные языковые и речевые средства для успешного решения элементарной коммуникативной задачи;

**Оснащение урока:** сигнальные карточки, учебник, персональный компьютер, CD к учебнику, мультимедийный проектор, плакат доска, маркеры.

## Ход урока

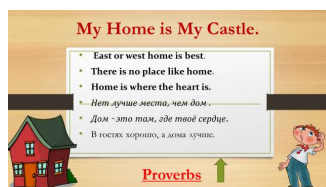

### 1. Организационный момент.



T. Good morning dear guests, boys and girls! How are you?

P. I'm fine, thanks. And how are you?

### 2. Сообщение темы.



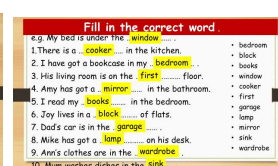
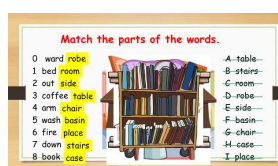
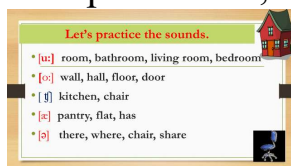
T: Please, I would like you to look at the screen and guess what are we going to speak about? What do you see? Where do they live? Please, look at the whiteboard, try to find some proverbs and give the translations of these proverbs.

What do you think, what is the topic of our lesson? (догадки учащихся)

Today we are going to speak about our houses, our dream house, our rooms, furniture. We will read, write, do a lot of exercises, sing and play. So I wish you good luck! Let's go on.

### 3. Фонетическая зарядка. (Слайд 2)

T: Now children let's begin our lesson with the phonetic exercise. But first of all I would like to check your knowledge of the vocabulary on the topic. Please, listen and repeat after me.



#### 4.Речевая разминка.


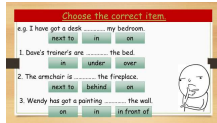
1. Do you like your house?
2. Do you live in a house or block of flat?
3. Is your flat big?
4. Which floor do you live in?
5. How many rooms are there?
6. What are they?
7. What is your favourite room?
8. What furniture is in your flat?

**T:** Let's remember our rooms in the House. Listen to me and be very active now. What kind of room is it? There are some **riddles** for you. Be very attentive, listen to them.

1. People can cook breakfast, dinner in this room. We have a fridge, a table, a cooker and a cupboard in this room. (a kitchen)
2. There is a TV, some chairs and a sofa in this room. It is usually the largest room in the house. People watch television, listen to music or sit around and speak there. (a living room)
3. This room is not very large. We have a bath in this room. You can clean your teeth, wash your hands and face there. (a bathroom)
4. There are beds in this room. You can see a little table and a wardrobe there. People have a rest there. (a bedroom)
5. People can cook breakfast, dinner in this room. We have a fridge, a table, a cooker and a cupboard in this room. (a kitchen)
6. There are beds in this room. You can see a little table and a wardrobe there. People have a rest in this room. (a bedroom)
7. This room is not very large. We have a bath in this room. You can clean your teeth, wash your hands and face there. (a bathroom)
8. There is a TV-set, some chairs and a sofa in this room. Some people have a fireplace there. There is a carpet on the floor. It is usually the

largest room in the house. People watch television, listen to music or sit around and speak there. (a living room)

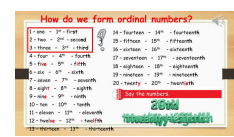
**T: Before doing such kind of exercise, I would like you to remember the song about prepositions. Let's sing along.**



## 5. Работа с учебником. Текст.

**What room do you live? When we stand before the block of house**

**,we usually begin counting the floors.**



**T.: Please, open you books at page 31 Find Ex.4 Read and complete the sentences. Let`s start with the vocabulary.**

**Ex. 3 Look at the picture and the title of the article.**

**Live High Up!**

What is the article about?  
The title and the pictures from a text help you predict what the text is about. Listen, read and check.

architect / ˈɑː.kɪ.tekt/ - архитектор  
unusual - необычный  
water tower - водонапорная башня  
reception room - приемная  
step - шаг, ступенька  
roof - крыша  
to keep fit - быть в форме  
lift - лифт  
price - стоимость

In the south of England, near Surrey, Elpheth Beards, the famous architect, has got a very unusual house. It's a water tower, 130 ft tall. The building is more than 100 years old. The tower has got six floors. There is a reception room on the ground floor. The bedrooms are on the first, second and third floors. They have all got their own bathrooms. The kitchen is on the fourth floor and the living room is on the fifth floor. There are 142 steps to the roof, 88 to the kitchen and 116 to the living room. It's a great way to keep fit as there isn't a lift. That's the price you pay for living high up!

\* feet (1 ft = 0.3048 metres)

**wordlist**

**Explain the words in bold**

архитектор	a room in a house where people can sit, living room.
необычный	the cost of something
водонапорная башня	one of the surfaces that you walk on when you go up or down stairs
гостиная	the person who designs buildings
ступени	out of the ordinary, interesting, different
крыша	the covering at the top of a building
быть здоровым и в форме	large tank of water, placed on a high platform
цена	to stay in good physical condition

## 6. Let's have a rest.



**Let's repeat grammar structure There is /here are.**

- Fill in with there is/there are.
- Make up negative sentences.
- Make up questions.

- \_\_\_\_\_ a big window in the living room.
- \_\_\_\_\_ two beds in the bedroom.
- \_\_\_\_\_ a beautiful picture on the wall.
- \_\_\_\_\_ a lot of books in the bookcase.
- \_\_\_\_\_ a carpet on the floor.
- \_\_\_\_\_ a sofa and two armchairs in the living room.
- \_\_\_\_\_ four chairs in the kitchen.
- \_\_\_\_\_ a big mirror in the bathroom.
- \_\_\_\_\_ three bedrooms, a living room, a kitchen and a bathroom in my flat.

Read the text again and decide if statements 1-4 are true (T) or false (F).

- 1 The building is new. **F**
- 2 There are nine rooms in it. **T**
- 3 The living room is on the ground floor. **F**
- 4 There are 113 (13) steps to the kitchen. **F**

In the south of England, near Surrey, Elspeth Beard, the famous architect, has got a very unusual house. It's a water tower, 130 ft\* tall. The building is more than 100 years old. The tower has got six floors. There is a reception room on the ground floor. The bedrooms are on the first, second and third floors. They have all got their own bathrooms. The kitchen is on the fourth floor and the living room is on the fifth floor. There are 142 steps to the roof, 88 to the kitchen and 116 to the living room. It's a great way to keep fit as there isn't a lift. That's the price you pay for living high up!

\* feet (1 ft = 0.3048 metres)

Ex. 5. Talk about the house in the text to the class.

Where is a water tower situated?  
How old is it?  
How many floors has it got?  
How many steps are there to the roof?  
Is there a lift?  
How many rooms are there?  
What rooms are there on each floor?  
Would you like to visit this building?

Предполагаемый ответ: There is a water tower in Surrey, in the south of England. It is 100 years old and 130 ft tall. The tower has got 6 floors and there are 142 steps to the roof! And there is no lift! There are nine rooms. There is a reception room on the ground floor, the bedrooms and bathrooms are on the first three floors, the kitchen is on the fourth and the living room is on the fifth floor. I have an got their own bathroom. The kitchen is on the fourth floor and the living room is on the fifth floor. There are 142 steps to the roof, 88 to the kitchen and 116 to the living room. It's a great way to keep fit as there isn't a lift. That's the price you pay for living high up!

\* feet (1 ft = 0.3048 metres)

**7. Homework. Use these questions to make up a project on the topic «My Dream House». Draw a plan of your dream house and present it to the class.**

**Этап повторения материала: «Описательный оборот «there is / there are»**

Use these questions to make up a project on the topic «My Dream House». Draw a plan of your dream house and present it to the class.

Where is your house/flat situated?  
How old is it?  
How many floors has it got?  
What floor are you on?  
Is there a lift?  
How many rooms are there?  
What rooms are there?  
Do you like your house/flat? Why?

Предполагаемый ответ: I live in a new flat in Novokuznetskaya, in central Moscow. It is on the third floor and it is 60 square meters big. There are four rooms. There is a big kitchen, a bedroom, a living room and a bathroom. The living room is big, there is a TV set. It's my favourite room! My flat is cosy and very near to Red Square and the Kremlin.

**8. Итог урока.**

We are going to appreciate our knowledge. If you...

- Can name the rooms and furniture:
- Can you ask and answer where people and things are;
- You like English
- Go to the smartboard and click there ( smiles)

Now I can ...

I should learn English better!

I did all my best!

not very well well great

T. Your marks are... Nowadays in our speech we often use the pronouns **I** and **Me**.

If we overturn **Me** ,we will get the pronoun **We**. If we want to live together friendly in our Dream House, you should put **We** on the 1<sup>st</sup> place.

Now you are the arcitects of your life and your happiness is in your hands. Stand up, please. Smile, please, because the **SMILE** is the same in all languages. Clap your hands to each other. Thank you. Good bye!